

UROLIFT®

“I noticed results the same day. It was a very pleasant experience.” - *Larry White (patient)*

“The procedure has allowed me to regain my quality of life. I have no urgency, no frequency and I’m thoroughly satisfied with the results.” - *Stephen Richardson, MD (patient)*

FOR MORE INFORMATION VISIT www.UroLift.com

Follow us on  [@UroLift](https://twitter.com/UroLift)

Find us on  facebook.com/UroLift

NeoTract, Inc. is dedicated to developing innovative, minimally invasive and clinically effective devices that address unmet needs in the field of urology. Our initial focus is to improve the standard of care for patients with Benign Prostatic Hyperplasia (BPH), a broadly underserved market. Our first product is the UroLift® System, a minimally invasive device designed to treat lower urinary tract symptoms (LUTS) due to BPH.

neotract®

NeoTract, Inc.
Pleasanton, CA 94588
Tel: (925) 401-0700 • (877) 408-9628

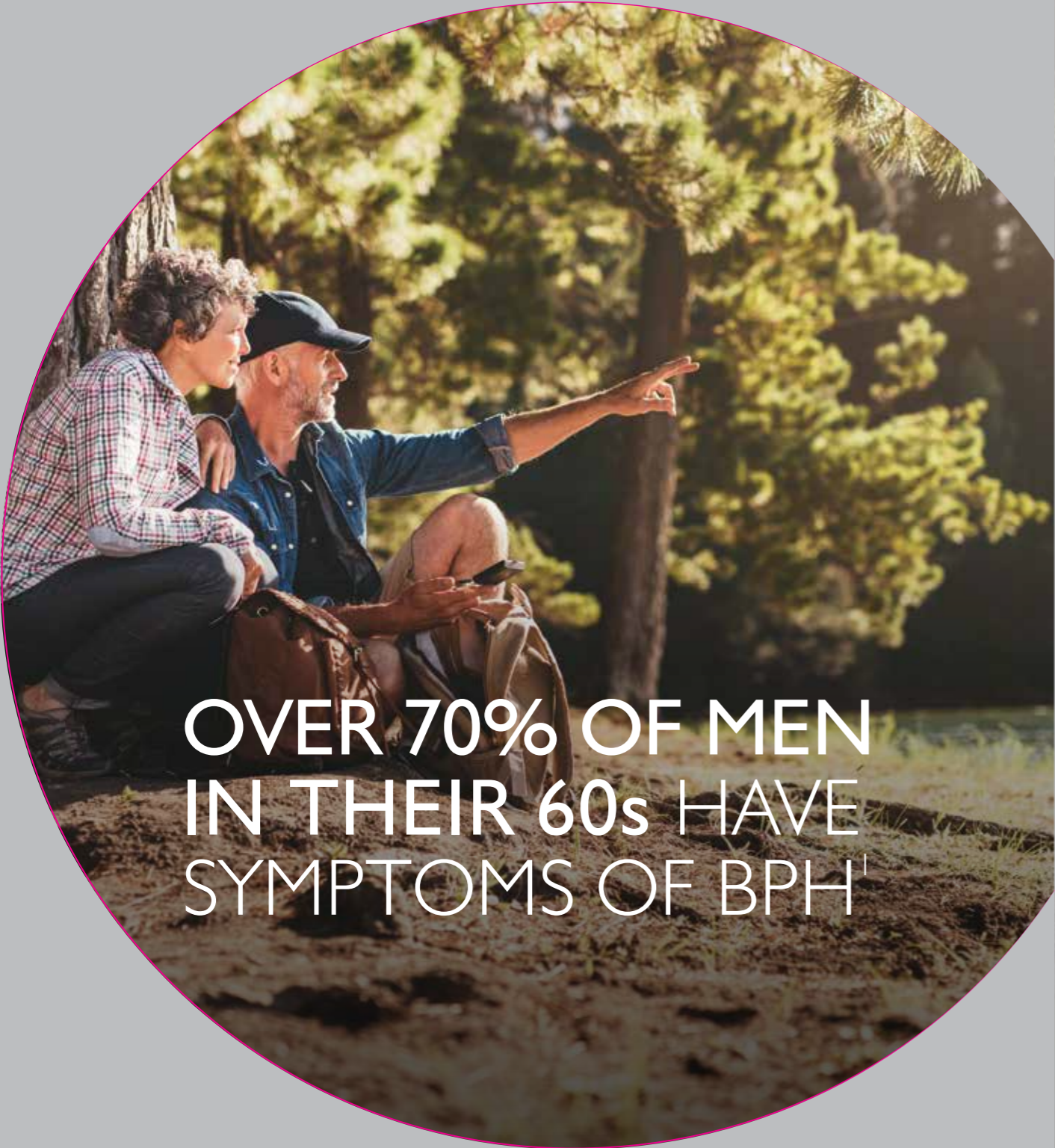
© 2016 NeoTract, Inc. All rights reserved. Printed in the USA.
MAC00329-01 Rev C

UROLIFT®

BPH Relief. In Sight.™



PATIENT INFORMATION



**OVER 70% OF MEN
IN THEIR 60s HAVE
SYMPTOMS OF BPH¹**

BPH affects more than 500 million men worldwide, with many men suffering from symptoms of enlarged prostate.¹ You no longer have to be one of them!

.....

You have taken the first step in improving your symptoms through a proven approach called the UroLift[®] System treatment. This booklet will not take the place of a consultation with your physician, but it will answer some of the questions you may have before your UroLift System treatment.

Benign Prostatic Hyperplasia, or BPH, is a very common condition in which the prostate enlarges as men get older. **Over 70% of men in their 60s have symptoms of BPH.¹** While BPH is a benign (non-cancerous) condition, it can cause loss of productivity and sleep, depression and decreased quality of life.

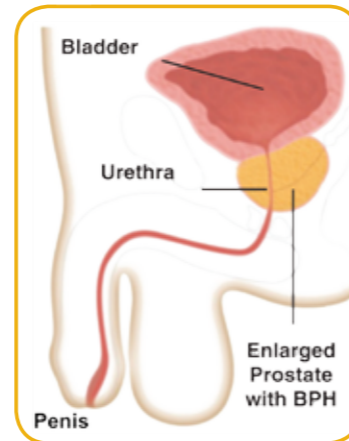
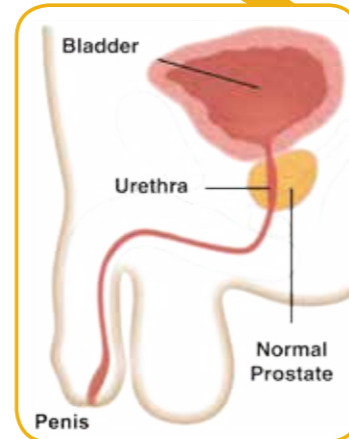
1. Berry, S.J., et al., J Urology 1984; 2013 US Census Bureau international database

WHAT IS AN ENLARGED PROSTATE?

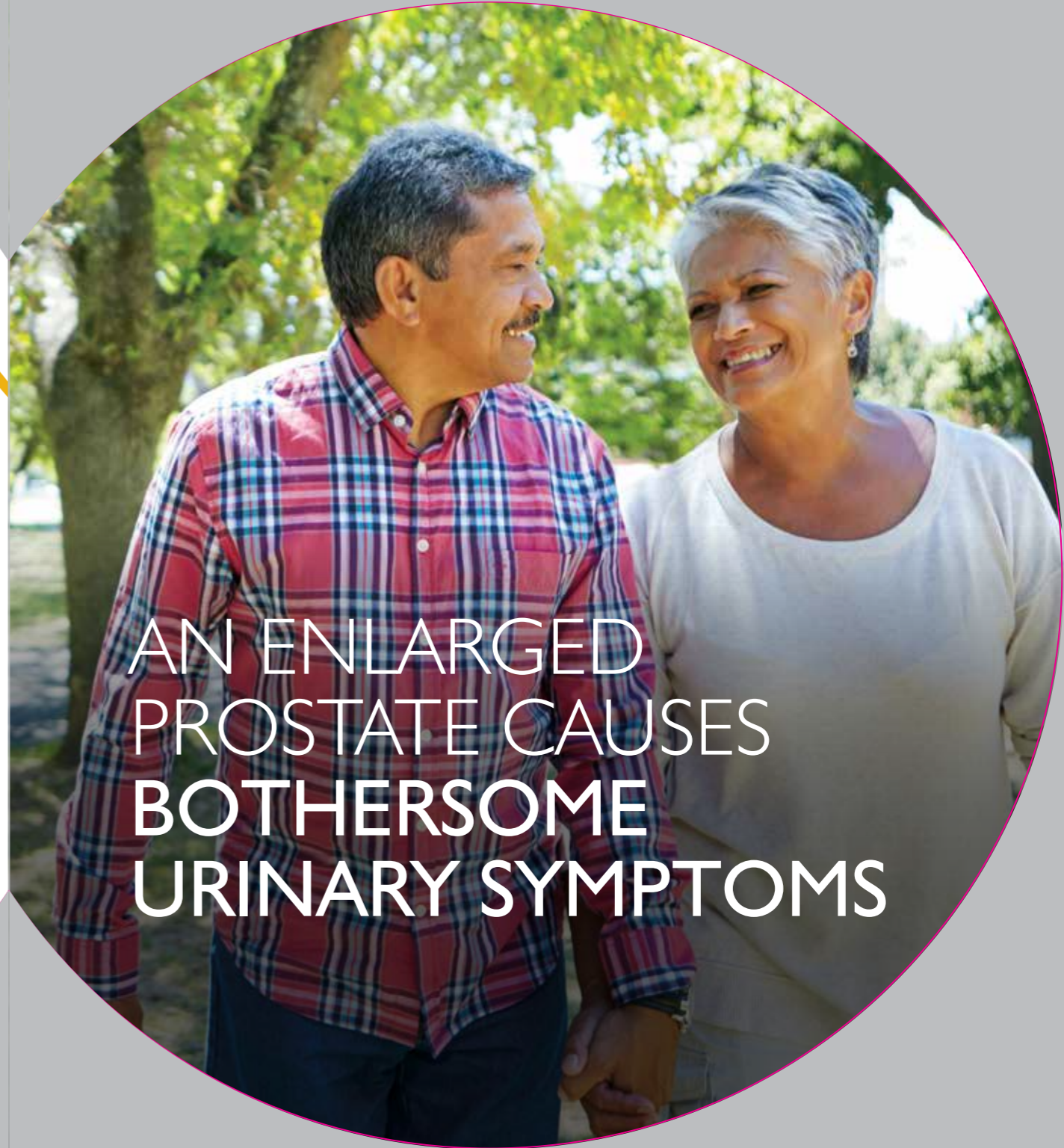
The prostate is a male reproductive gland, about the size of a walnut, that produces fluid for semen. The prostate surrounds the urethra, which is the tube that carries urine from the bladder out of the body. As the prostate enlarges, it presses on and blocks the urethra, causing bothersome urinary symptoms.

BPH symptoms include:

- Frequent need to urinate both day and night
- Weak or slow urinary stream
- A sense that you cannot completely empty your bladder
- Difficulty or delay in starting urination
- Urgent feeling of needing to urinate
- A urinary stream that stops and starts



AN ENLARGED
PROSTATE CAUSES
BOTHERSOME
URINARY SYMPTOMS



TREATMENT OPTIONS



ADVANTAGES OF THE UROLIFT® SYSTEM

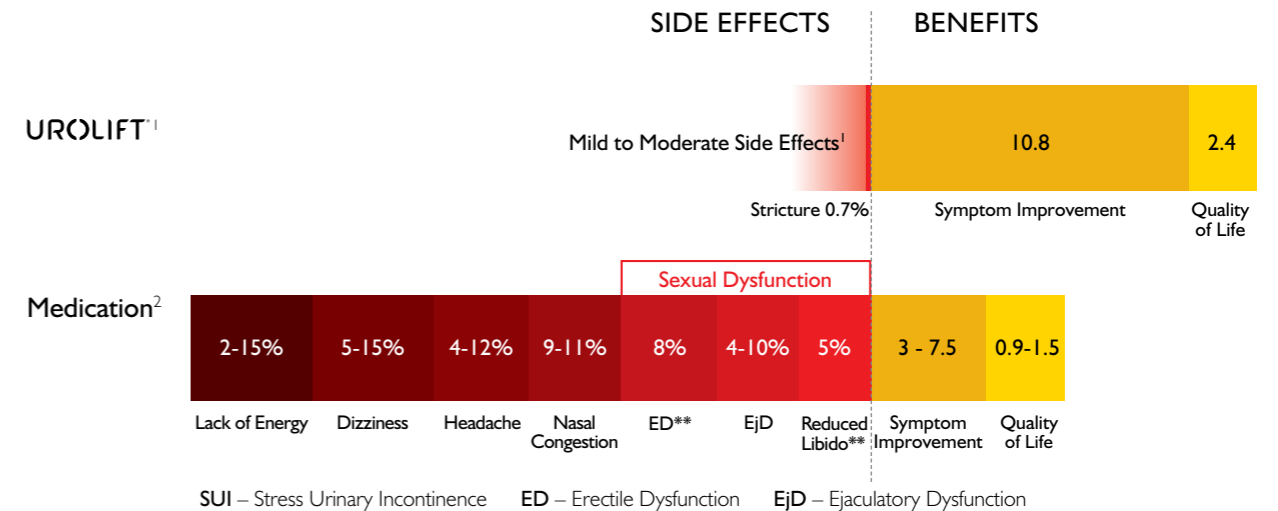
- ✓ Rapid symptom relief, better than reported for medications¹
- ✓ Risk profile better than reported for surgical procedures such as TURP²
- ✓ Preservation of sexual function
- ✓ Return to normal activity in days not months
- ✓ Increased quality of life
- ✓ No ongoing BPH medications
- ✓ 19 clinical study publications; 4-years published clinical data

Most common side effects are light blood in the urine, some pain or discomfort when urinating, some increased urge to go and discomfort in the pelvis that typically resolve within 2-4 weeks after the procedure.

1. Roehrborn, J Urology 2013 LIFT Study, 2003 AUA Guidelines
 2. Sonksen, EU Urol, 2015 BPH6 Study

SIGNIFICANT SYMPTOM IMPROVEMENT WITHOUT SIGNIFICANT DOWNSIDES

L.I.F.T. Randomized Study Results Compared to AUA Guidelines at 1 Year



0% Ejaculatory or Erectile Dysfunction
 No instances of new, sustained erectile or ejaculatory dysfunction observed.¹

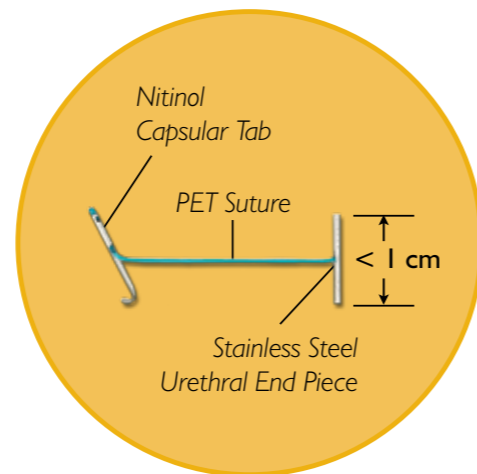
UroLift®: Decreased urine flow at 6 months led to cystoscopy (n=1).
 A stricture was found in the distal urethra and dilated. Urine flow rate was improved at 12 months.
 Alpha Blockers: Other side effects include syncope, hypotension, eye surgery complications*
 5ARI: Other side effects include syncope, hypotension. Sexual side effects can linger after medication is stopped**
 Most common side effects are light blood in the urine, some pain or discomfort when urinating, some increased urge to go and discomfort in the pelvis that typically resolve within 2-4 weeks after the procedure.
 1. L.I.F.T. IDE Study. Roehrborn. J Urology 2013; 2. AUA BPH Guidelines 2003, 2010;
 *Bell et. Al. **Irwig & Kolkula JSM, 2001
<http://www.ncbi.nlm.nih.gov/pubmed/21418145>

THE UROLIFT® SYSTEM HAS HELPED OVER 15,000 MEN AROUND THE WORLD

WHAT IS UROLIFT®?

The UroLift® System is a revolutionary approach to treating BPH that lifts and holds the enlarged prostate tissue out of the way so it no longer blocks the urethra.

It is the only BPH procedure that does not require ongoing BPH medication, cutting, heating or removal of the prostate tissue.

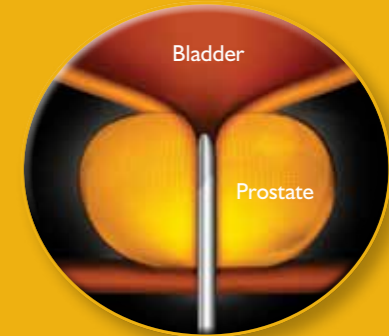


Actual Size of UroLift Implant

HOW UROLIFT® WORKS

STEP 1

The UroLift Delivery Device is placed through the obstructed urethra to access the enlarged prostate.



STEP 2

Small UroLift Implants are permanently placed to lift or hold the enlarged prostate tissue out of the way and increase the opening of the urethra. The permanent Implants are delivered through a small needle that comes out of the UroLift Delivery Device and into the prostate.



STEP 3

The UroLift Delivery Device is removed, leaving an open urethra designed to provide symptom relief.



WHAT TO EXPECT DURING THE PROCEDURE

During the UroLift® procedure the doctor places small, permanent implants into the prostate to lift and hold the enlarged tissue out of the way.

- During the procedure you will be situated comfortably on a table with your legs slightly elevated. There will be a monitor that the physician watches during the procedure.
- Depending on where you have your procedure performed (in the hospital or doctor's office), your doctor will administer local or general anesthesia to help maximize comfort during the procedure.
- The doctor gently introduces a thin tube containing a tiny camera through the urethra to determine where to place the UroLift implants.
- Once the proper location is determined, the doctor will insert several tiny implants into the prostate. You will hear a "click" during the placement.
 - This will be repeated on both sides until the doctor achieves a sufficient opening for urine to pass easily. During the procedure you may feel some pressure and the urge to urinate. This is to be expected.



Urologist's view of obstructed prostate



Unblocked prostate after UroLift procedure

WHAT TO EXPECT AFTER THE PROCEDURE

Immediately following the procedure, you will be asked to urinate. If you can successfully urinate, you will be allowed to go home. If you have difficulty urinating, your doctor may insert a catheter to help you void, and you will be given instructions on when to have the catheter removed. Most patients do not require a catheter after having the UroLift procedure.

Some men may experience discomfort after the procedure. You may have soreness in the lower abdomen, and it may be uncomfortable to sit. You may experience the need to urinate more frequently and with greater urgency. You may have some blood in your urine, including passing an occasional blood clot. These are all normal reactions to the procedure. Most of these symptoms will resolve within 2-4 weeks – this is normal.

FAQ'S

Is the procedure performed in an office or hospital?

The UroLift® procedure can be performed in either an office or hospital. Please speak with your urologist to decide which location would be best for you.

When can I resume my usual activities?

Many men resume normal activities within a few days after the procedure. Your doctor will discuss any restrictions and your specific situation after your procedure.

Do I need to continue taking my BPH meds after the procedure?

No, a benefit to getting a UroLift treatment is that you no longer have to take BPH medications after the procedure.

Does my prostate continue to grow even after I get UroLift?

What if I need another procedure?

Yes, your prostate may continue to grow after the procedure. However, one unique aspect of the UroLift System is that it does not preclude retreatment or other BPH treatments, should that be needed and desired in the future.

How quickly can I expect to have symptom relief?

Patients typically show significant improvement in their symptoms by 2 weeks after the procedure.¹

How long will my results last?

The UroLift Implant is a permanent implant, and the treatment is intended to be permanent. Durability has been shown to at least 4 years in U.S. clinical data.²

1. Roehrborn 2013 LIFT Study
2. Roehrborn CG Urology Clinics 2016

Is my sexual function affected by the UroLift procedure?

Clinical studies have proven UroLift preserves sexual function. This is a unique benefit of the UroLift System treatment compared with other BPH therapies such as TURP, laser, and even medication.

Does my insurance cover the procedure?

The UroLift System is paid for by Medicare and many private insurers. Contact your insurance provider for your specific coverage information.

How many UroLift procedures have been performed?

Over 15,000 men worldwide have been treated with the UroLift System over the last 10 years. 19 clinical study publications demonstrate that the UroLift System is safe and effective.

What happens if the implants need to be removed?

The implant is made up of standard surgical implantable materials: a nitinol capsular tab, a stainless steel urethral tab, and polyester suture that holds the two tabs together. Your doctor can simply remove the implant, if needed. The suture can be cut and the urethral endpiece can be retrieved with a standard grasper. The capsular tab will remain outside the prostate capsule in place.

I have read that many men don't need a catheter after they receive UroLift implants. Is this true?

Most patients do not require a catheter after having the UroLift procedure. Your Urologist will determine this if you need one after a voiding test. If a catheter is placed, it is typically only overnight and is removed the next morning.



90%
OF PATIENTS
REPORTED
IMPROVEMENT IN
THEIR CONDITION
AT ONE MONTH¹

NOW WHAT?

Are you ready to take control of your BPH symptoms? Don't settle for frustrating urinary symptoms and daily medications. UroLift® may be the right choice for you if you are seeking a treatment solution. So now what?

1. Talk to your doctor to see if you are a candidate for the UroLift System
2. Coordinate with your doctor's office to confirm your insurance coverage
3. Schedule your UroLift procedure
4. Enjoy your new life!

1. Shore Can J Urology 2014